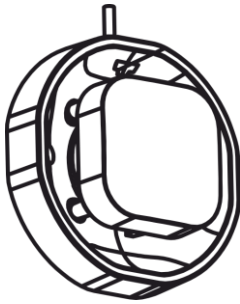




Astra-10 ver. 3 Hardwired siren



User guide

Manufacturer:
ZAO NTC TEKO
420108 Kazan, Russia
Gafuri 71
+7843 528-03-69
export@teko.biz
www.teko.biz

Made in Russia

rev. 10-3v3_0_instr_en

1 FUNCTION

Siren is designed for light and sound alerting of the status of the protected facility.

2 SPECIFICATIONS

Contrast perception background warning light
external illumination, lx, not less.....500
Sound pressure at the distance of 1 m, dBA,
not less.105
Sound frequencies, kHz.....2,4 ÷ 3,6
Viewing angle of light warning, ° 180
Supply voltage, V9.0 to 27.6
Max current consumption, mA:
light.....25.0 ± 2.5
sound.....60 ± 6
Overall dimensions, mm:
- diameter98
- height.....35
Weight, kg, not more0.08

Operating conditions

Temperature range, °Cfrom - 30 to + 55
Relative humidity, % up to 93 at + 40 °C
without moisture condensation

3 DELIVERY SET

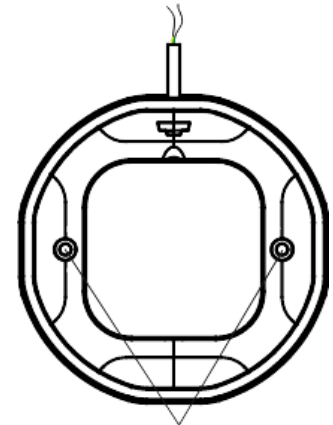
Astra-10 ver. 3 Siren 1 pc.
Screw..... 2 pcs.
Dowel..... 2 pcs.

4 INSTALLATION PLACE

- 1) The siren should be fixed to a load-bearing wall or load-bearing structural elements.
- 2) It is preferable to install the siren in places where it can be easily observed from the street.
- 3) Avoid exposure to direct sunlight.
- 4) Locate the wires of the alarm loop away from power cables.

5 INSTALLATION ORDER

Using the mounting holes on the base of the siren (see Figure 1), fix the siren to the bearing surface with screws and connect.

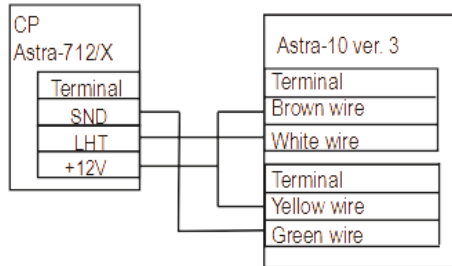
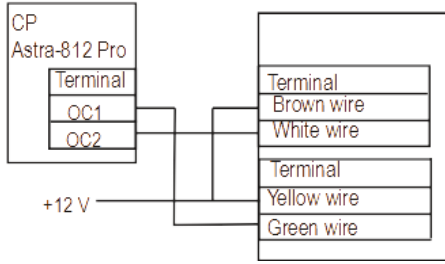


Mounting
holes

Figure 1

6 CONNECTION

Connect the wires of the siren in accordance with the selected connection scheme:



7 WARRANTY

The operation warranty period is 5 years from the date of operation start-up but no longer than 5 years 6 months from the date of manufacturing subject to the requirements of User guide.

